



Criteria II – 2.7.1 Teaching, Learning and Evaluation
Student Satisfaction Survey Questionnaire

Academic Year 2023-2024

Survey Response Distribution

Total Responses: 202

Sl. No.	Feed Back Criteria	Ratings				
		4	3	2	1	0
1	How much of the syllabus was covered in the class?	120	63	15	3	1
2	How well did the teachers prepare for the classes?	53	139	7	3	0
3	How well were the teachers able to communicate?	101	74	23	4	0
4	The teacher's approach to teaching can best be described as	58	94	43	7	0
5	Fairness of the internal evaluation process by the teachers.	78	91	29	4	0
6	Was your performance in assignments discussed with you?	82	84	30	6	0
7	The institute takes active interest in promoting internship, student exchange, and field visit opportunities for students.	81	46	47	24	4
8	The teaching and mentoring process in your institution facilitates you in cognitive, social and emotional growth	85	59	44	7	7
9	The institution provides multiple opportunities to learn and grow.	69	78	46	6	3
10	Teachers inform you about your expected competencies, course outcomes and programme outcomes.	68	82	38	12	2
11	Your mentor does a necessary follow-up with an assigned task to you	92	49	40	14	7
12	The teachers illustrate the concepts through examples and applications	78	82	33	7	2
13	The teachers identify your strengths and encourage you with providing right level of challenges	71	76	37	10	8
14	Teachers are able to identify your weaknesses and help you to overcome them.	63	76	34	17	12
15	The institution makes effort to engage students in the monitoring, review and continuous quality improvement of the teaching learning process.	71	75	46	4	6
16	The institute/ teachers use student centric methods, such as experiential learning, participative learning and problem solving methodologies for enhancing learning experiences.	68	92	26	11	5
17	Teachers encourage you to participate in extracurricular activities.	70	87	35	6	4
18	Efforts are made by the institute/ teachers to inculcate soft skills, life skills and employability skills to make you ready for the world of work.	69	94	24	10	5
19	What percentage of teachers use ICT tools such as LCD projector, Multimedia, etc. while teaching.	83	64	39	11	5
20	The overall quality of teaching-learning process in your institute is very good.	68	82	49	3	0



DIRECTOR
M.A.M. B-SCHOOL
Siruganur, Trichy-621105



Academic Year 2023-2024

Survey Responses in Average

Total Responses: 202

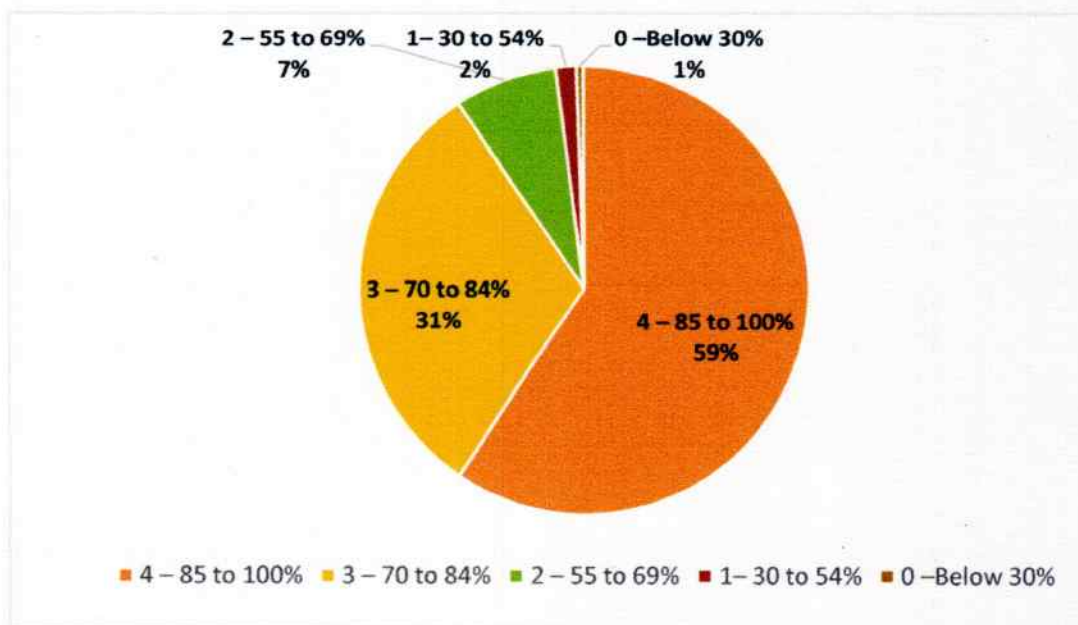
Sl. No.	Questions	Average
1	How much of the syllabus was covered in the class?	3.48
2	How well did the teachers prepare for the classes?	3.20
3	How well were the teachers able to communicate?	3.35
4	The teacher's approach to teaching can best be described as	3.00
5	Fairness of the internal evaluation process by the teachers.	3.20
6	Was your performance in assignments discussed with you?	3.20
7	The institute takes active interest in promoting internship, student exchange, and field visit opportunities for students.	2.87
8	The teaching and mentoring process in your institution facilitates you in cognitive, social and emotional growth	3.03
9	The institution provides multiple opportunities to learn and grow.	3.01
10	Teachers inform you about your expected competencies, course outcomes and programme outcomes.	3.00
11	Your mentor does a necessary follow-up with an assigned task to you	3.01
12	The teachers illustrate the concepts through examples and applications	3.12
13	The teachers identify your strengths and encourage you with providing right level of challenges	2.95
14	Teachers are able to identify your weaknesses and help you to overcome them.	2.80
15	The institution makes effort to engage students in the monitoring, review and continuous quality improvement of the teaching learning process.	3.00
16	The institute/ teachers use student centric methods, such as experiential learning, participative learning and problem solving methodologies for enhancing learning experiences.	3.02
17	Teachers encourage you to participate in extracurricular activities.	3.05
18	Efforts are made by the institute/ teachers to inculcate soft skills, life skills and employability skills to make you ready for the world of work.	3.05
19	What percentage of teachers use ICT tools such as LCD projector, Multimedia, etc. while teaching.	3.03
20	The overall quality of teaching-learning process in your institute is very good.	3.06



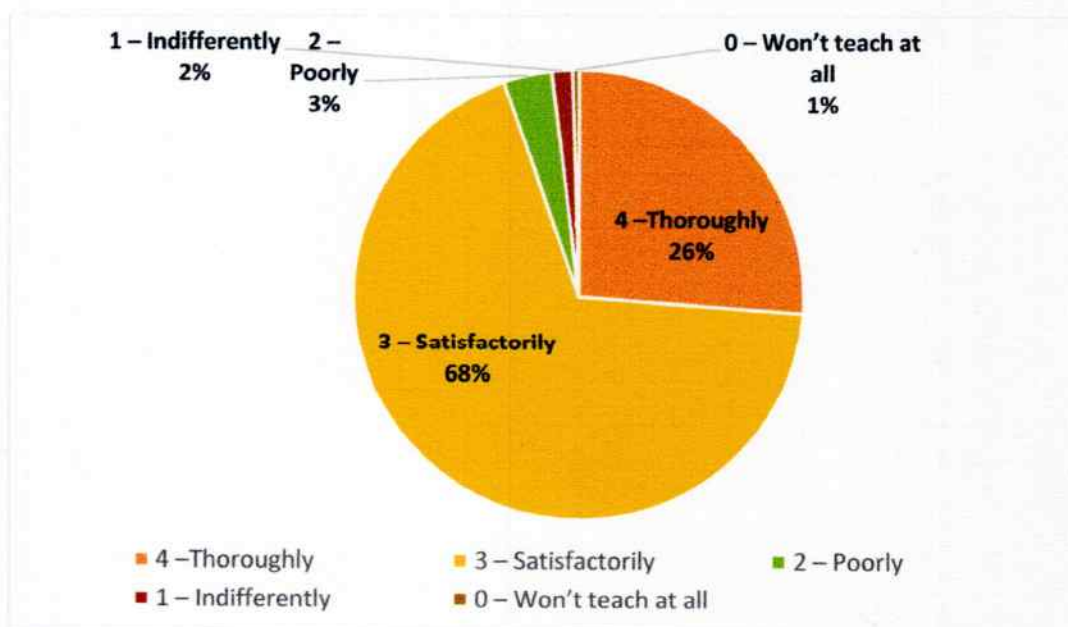
DIRECTOR
M.A.M. B-SCHOOL
Siruganur, Trichy-621105

Survey Response Analysis

1. How much of the syllabus was covered in the class?

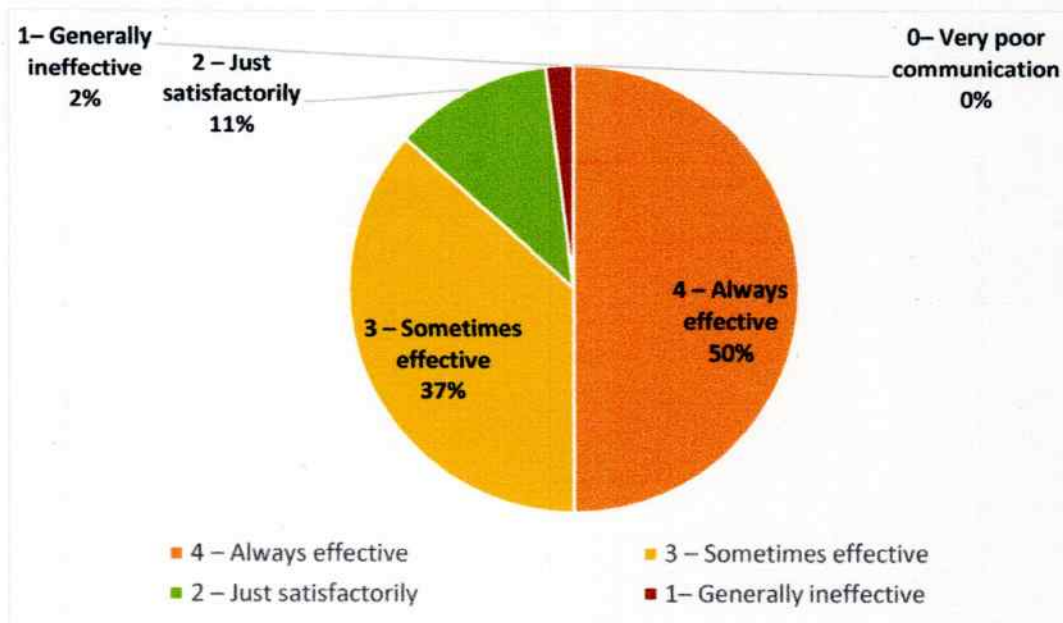


2. How well did the teachers prepare for the classes?

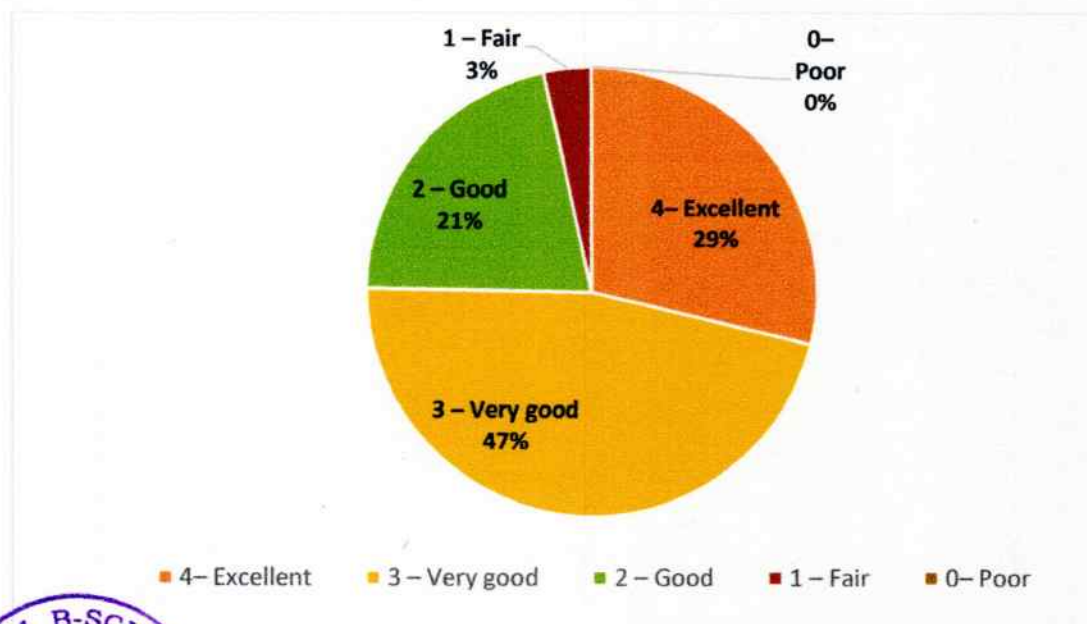




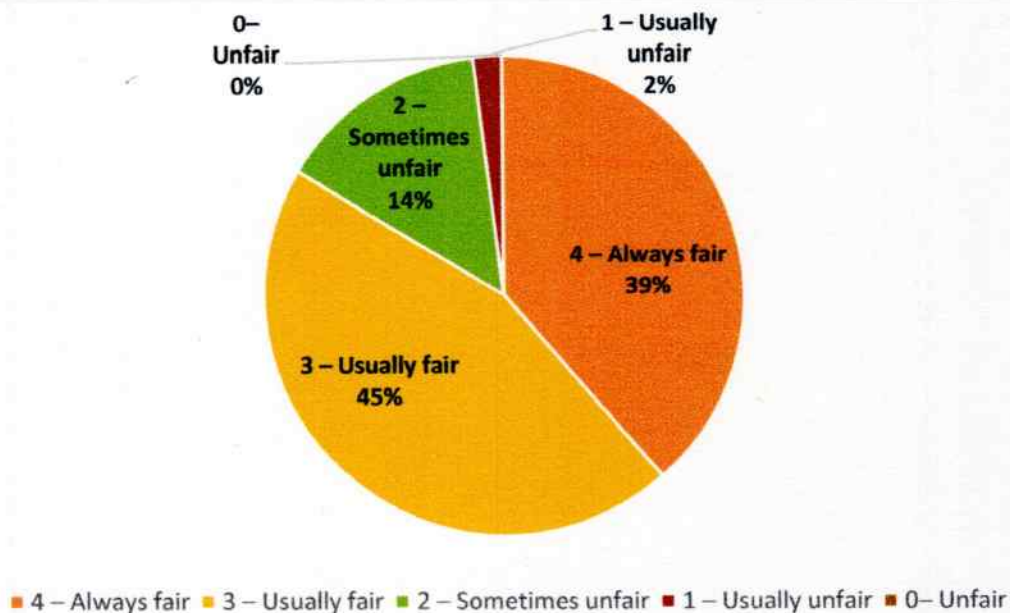
3. How well were the teachers able to communicate?



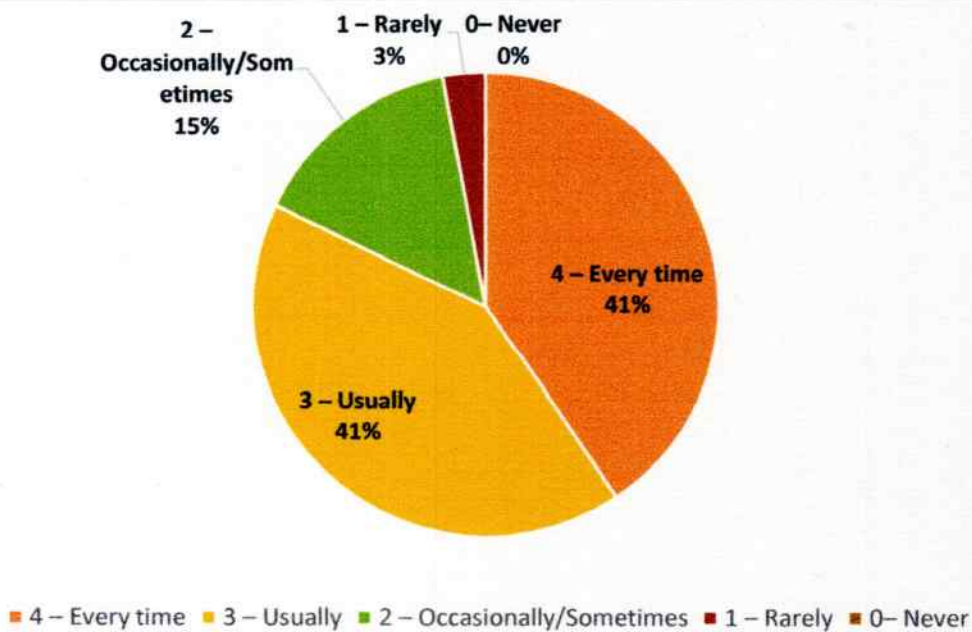
4. The teacher's approach to teaching can best be described as



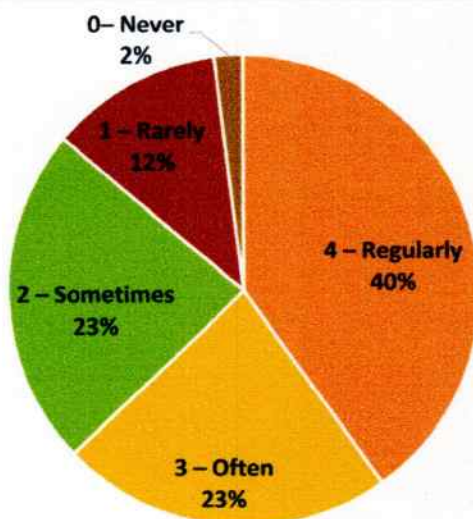
5. Fairness of the internal evaluation process by the teachers.



6. Was your performance in assignments discussed with you?

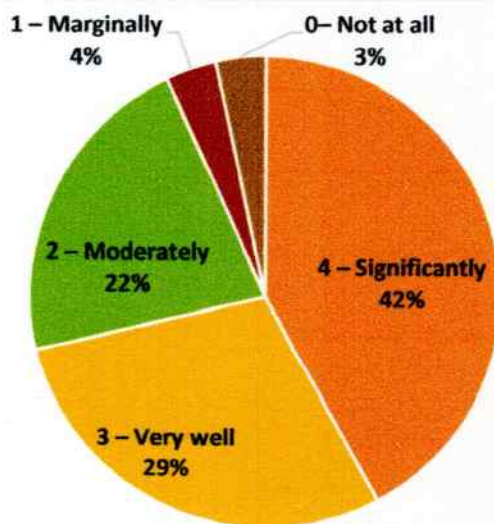


7. The institute takes active interest in promoting internship, student exchange, and field visit opportunities for students.



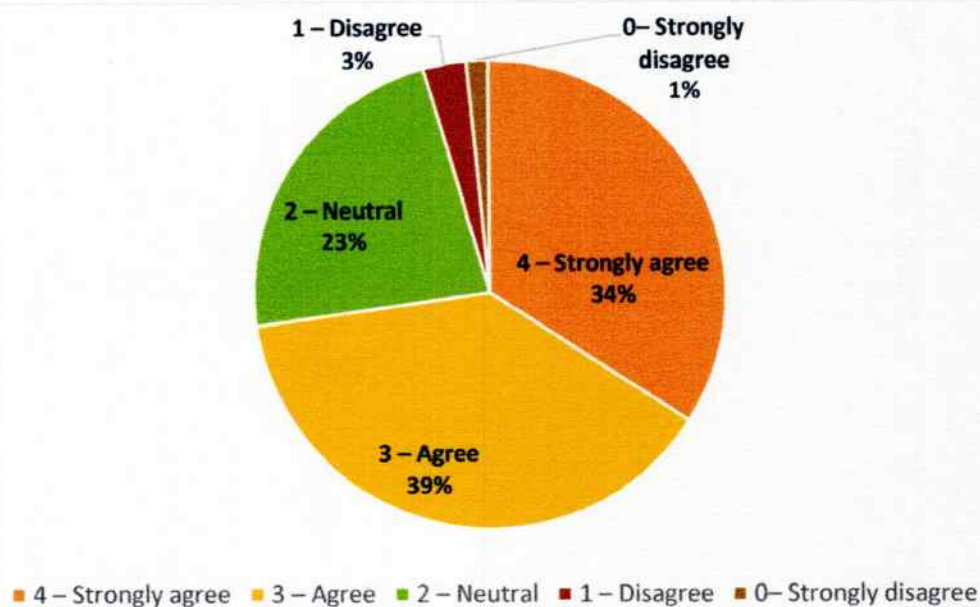
■ 4 - Regularly ■ 3 - Often ■ 2 - Sometimes ■ 1 - Rarely ■ 0 - Never

8. The teaching and mentoring process in your institution facilitates you in cognitive, social and emotional growth

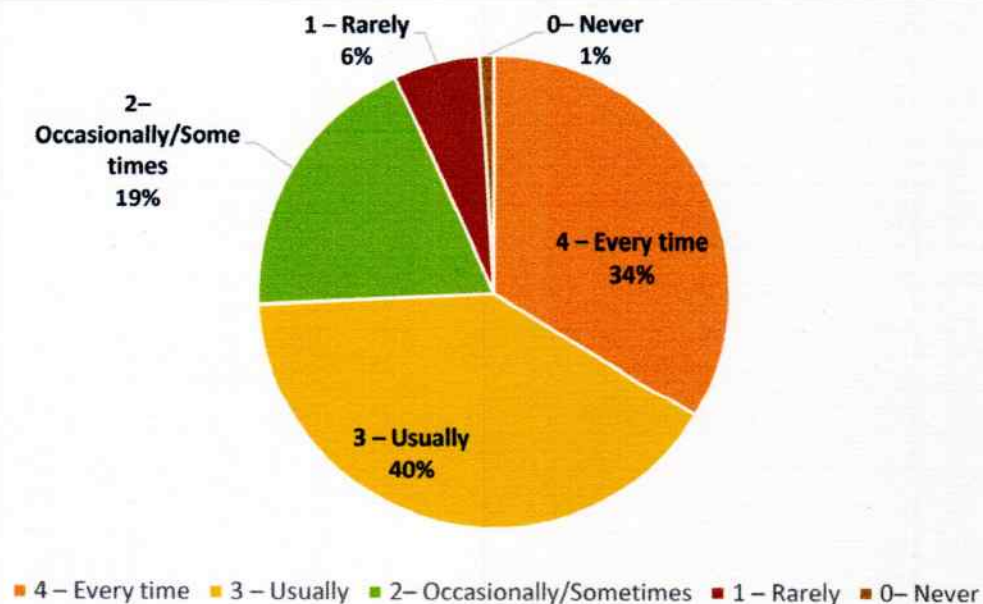


■ 4 - Significantly ■ 3 - Very well ■ 2 - Moderately ■ 1 - Marginally ■ 0 - Not at all

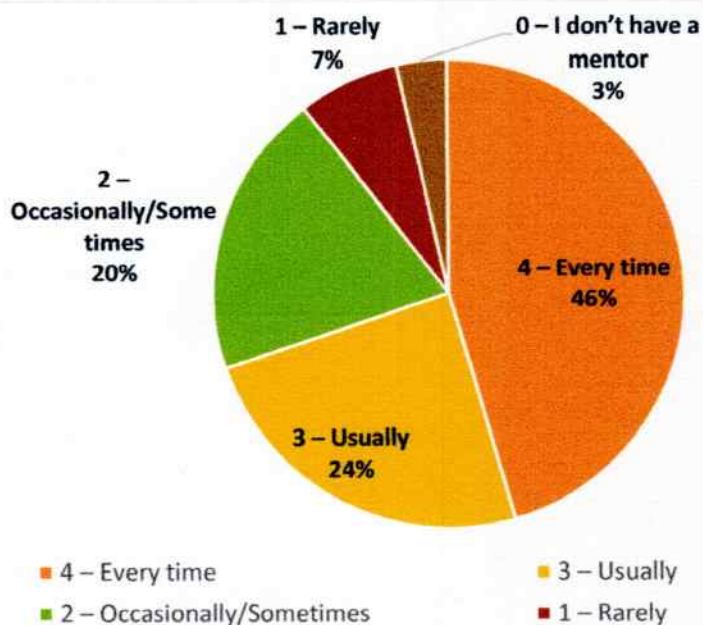
9. The institution provides multiple opportunities to learn and grow.



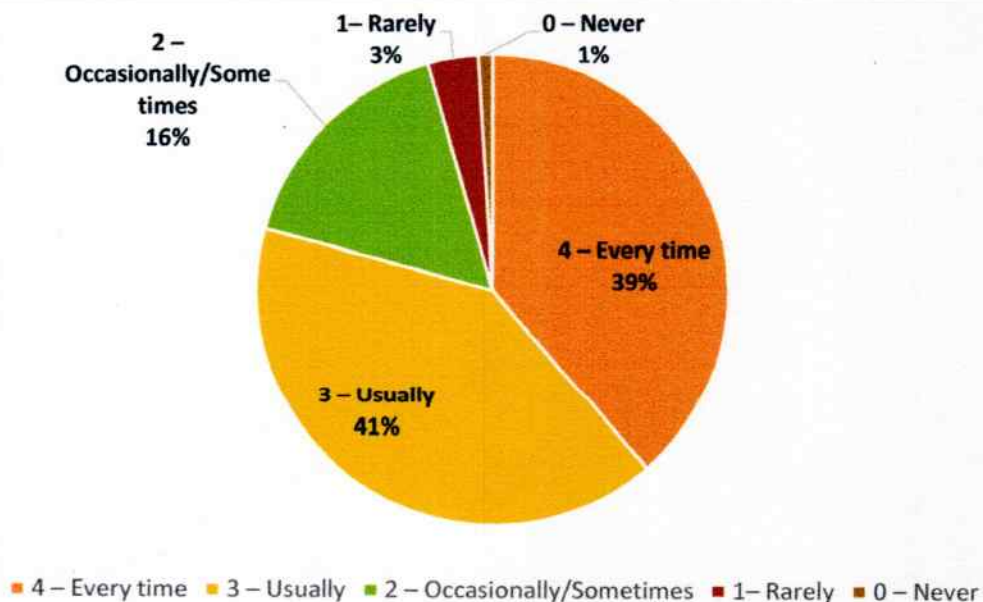
10. Teachers inform you about your expected competencies, course outcomes and programme outcomes.



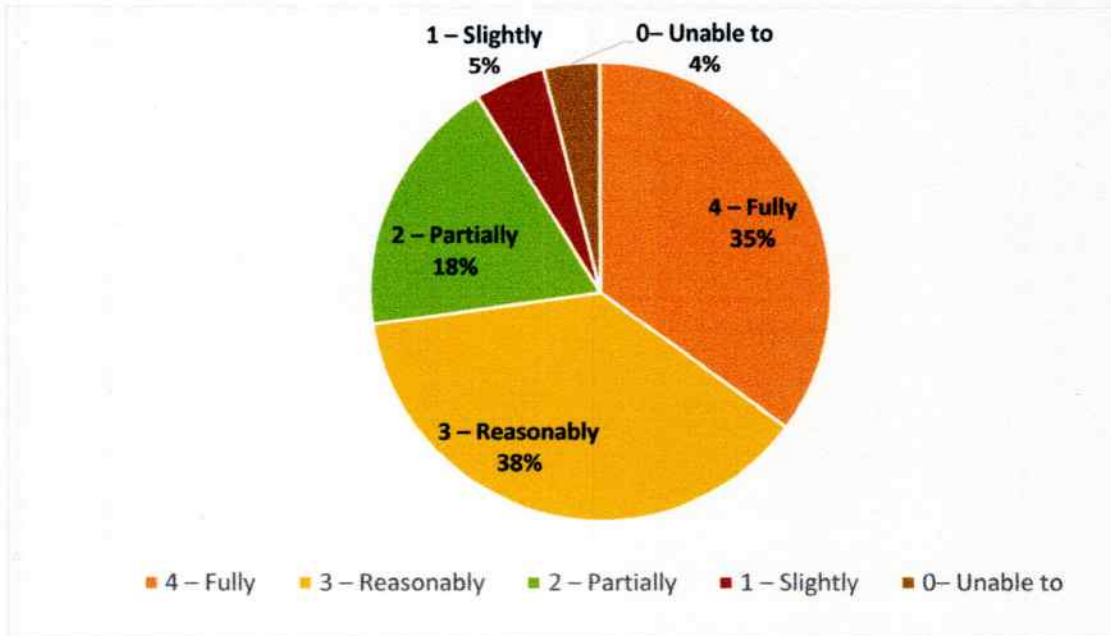
11. Your mentor does a necessary follow-up with an assigned task to you



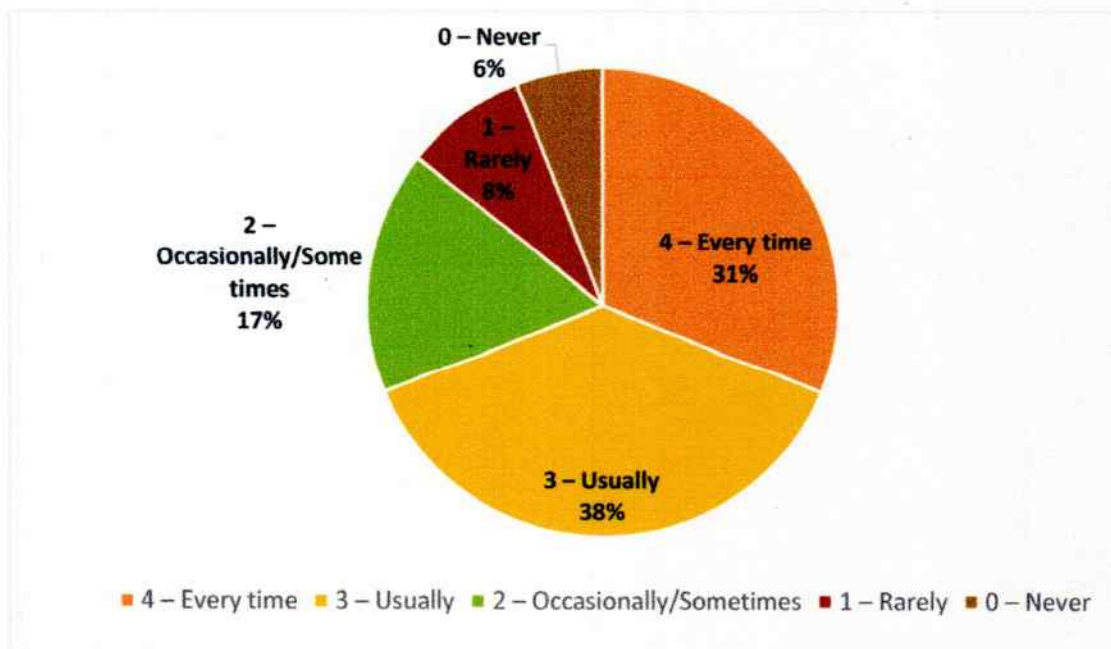
12. The teachers illustrate the concepts through examples and applications



13. The teachers identify your strengths and encourage you with providing right level of challenges

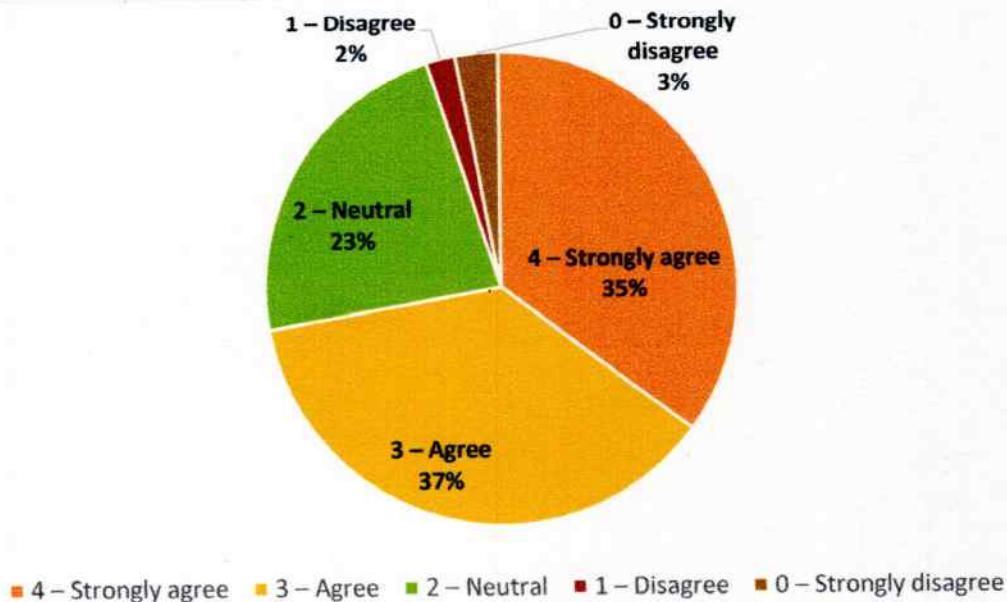


14. Teachers are able to identify your weaknesses and help you to overcome them.

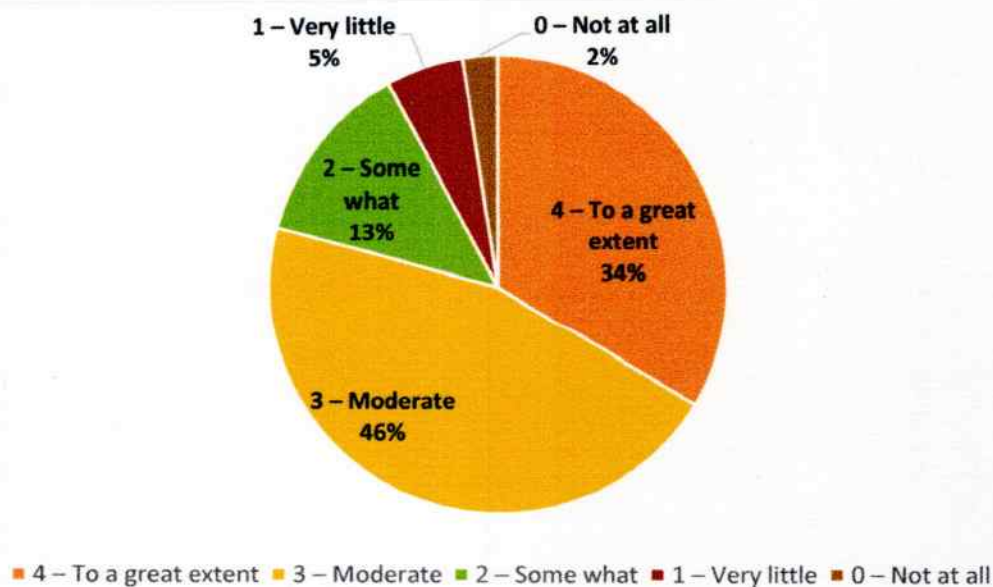




15. The institution makes effort to engage students in the monitoring, review and continuous quality improvement of the teaching learning process.

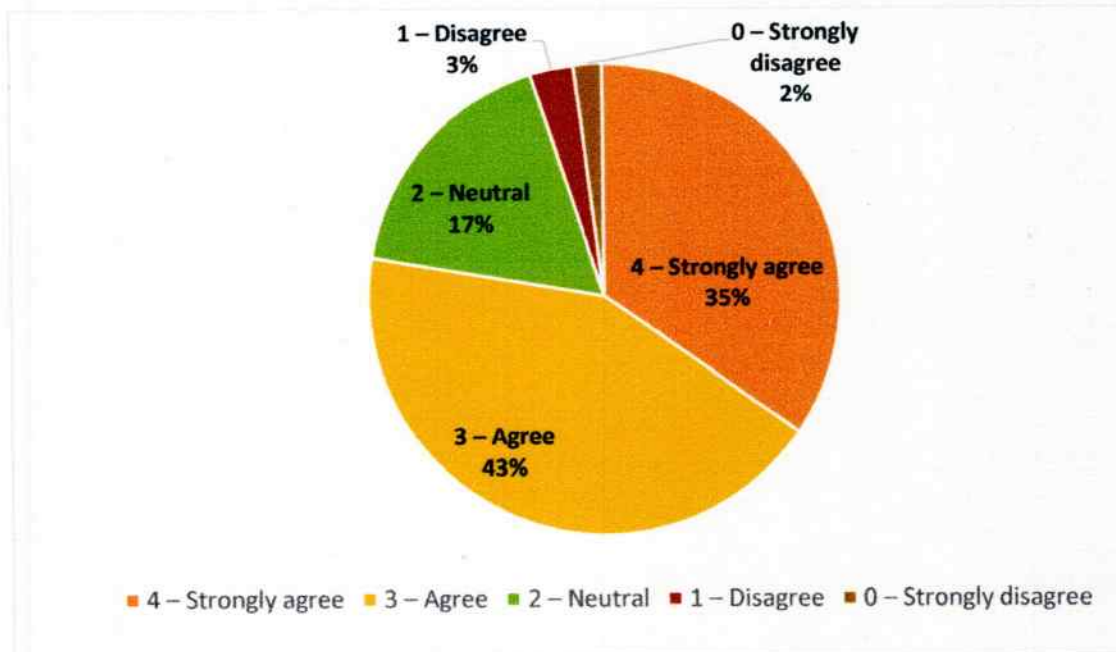


16. The institute/ teachers use student centric methods, such as experiential learning, participative learning and problem solving methodologies for enhancing learning experiences.

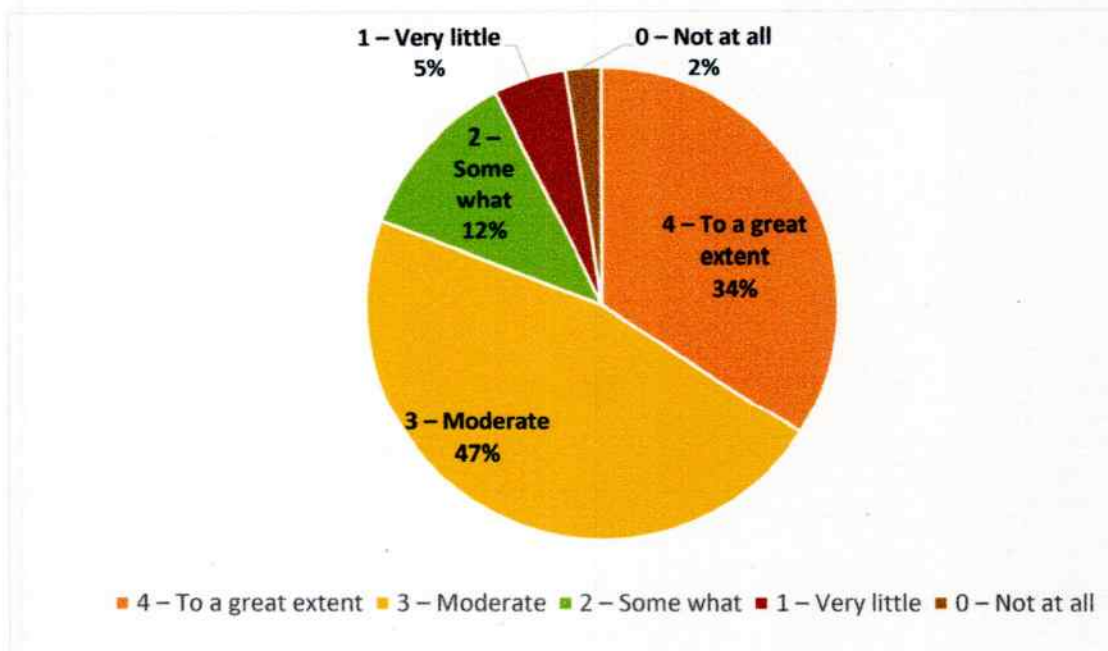




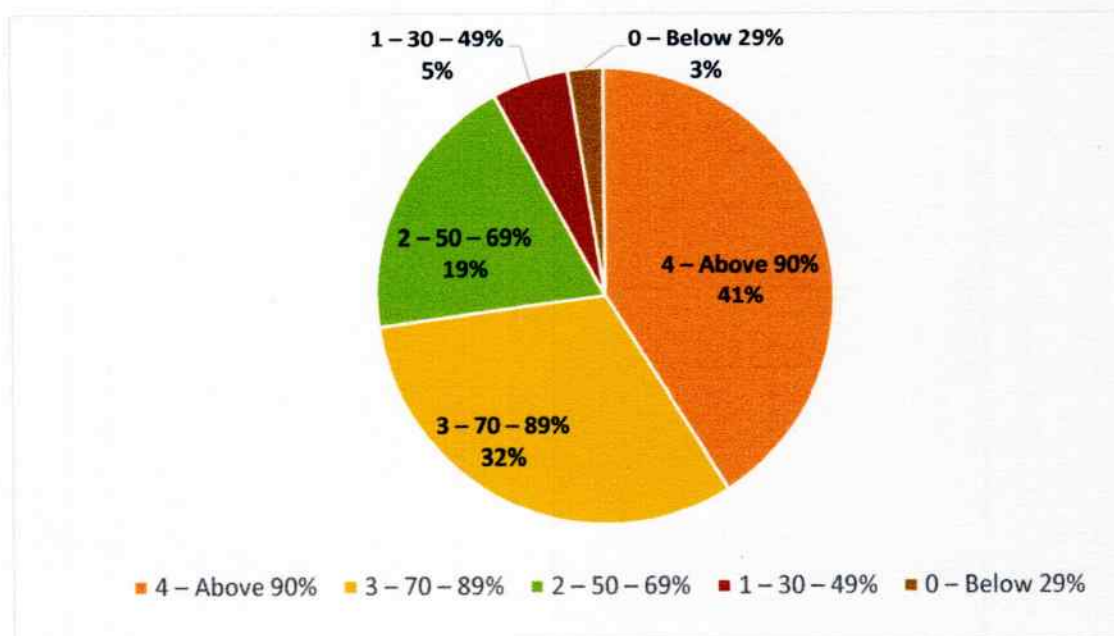
17. Teachers encourage you to participate in extracurricular activities.



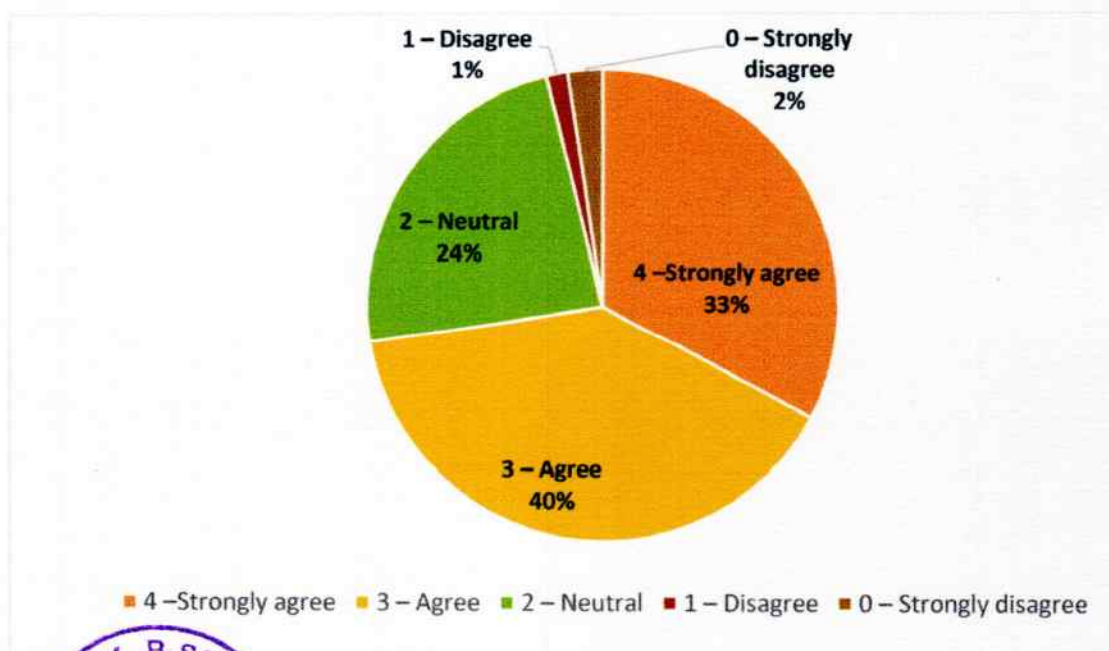
18. Efforts are made by the institute/ teachers to inculcate soft skills, life skills and employability skills to make you ready for the world of work.



19. What percentage of teachers use ICT tools such as LCD projector, Multimedia, etc. while teaching.



20. The overall quality of teaching-learning process in your institute is very good.





M.A.M. B-SCHOOL

Siruganur, Tiruchirappalli - 621 105.

NAAC Accredited with 'A' Grade

(Approved by AICTE and Affiliated to Anna University, Chennai)



21. Give three observation / suggestions to improve the overall teaching-learning experience in your institution.

Major Observation/Suggestions

- Majority students expressed their satisfaction in teaching and learning experiences and students experiences better on coaching sessions
- Students suggested to provide placement training programme from the first year.
- Students wants more sessions on entrepreneurship and Interpersonal skills.
- Students demanded more industrial visits and internships.
- Majority of the students suggested to improve the practical teaching in the classrooms
- Some of the students suggested to give more live projects and case studies to improve the analytical skills
- Few students suggested to give more real time example in the classes for better understanding
- Some of the students wanted more sports activities to be conducted.

Action taken:

- The analysis report is forwarded to the Principal through IQAC for further action.




DIRECTOR
M.A.M. B-SCHOOL
Siruganur, Trichy-621105